








Model#				
720-L	720-2G	720-3G	720-4G	720-B
Overall Depth (in)				
27	27	27	27	27
Overall Width				
23	44	65	86	33
Back Height				
32	32	32	32	32

Model#				
720-L	720-2G	720-3G	720-4G	720-B
COM (yards)				
2.00	4.00	6.00	8.00	3.00
Carton (\$)				
40	86	130	174	146
B-Weight (lbs)				
21	38	57	76	30
Cube (in ³)				
11	21	31	41	16

Note: Width and depth are inside dimensions

720

Series	Model #	Type	A	B / COM	C	D	E	Leather Combo	All Leather
Guest 720		Slanted Arms 3/4th Back							
	720-L	Leg Chair	425	460	500	595	720	720	850
	720-2G	2-Seater	850	920	990	1,190	1,435	1,435	1,695
	720-3G	3-Seater	1,275	1,385	1,495	1,780	2,140	2,140	2,545
	720-4G	4-Seater	1,695	1,845	1,990	2,380	2,860	2,860	3,395
	720-B	Bariatric Chair	990	1,070	1,140	1,335	1,575	1,575	1,845

Note: Pricing shows in alder wood

Add \$56 list per arm for Walnut, Cherry, Oak, or Maple Wood